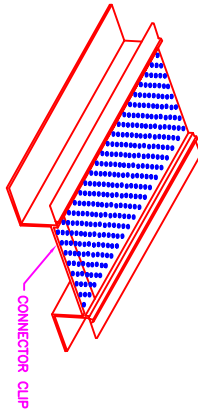


CONTINUOUS SOFFIT VENT

PRODUCT NUMBER	FOR EIFS APPLICATIONS	PIECES PER BOX
548-1	14 SQ. INCHES FREE LINEAL AIR FLOW	10
548-15	14 SQ. INCHES FREE LINEAL AIR FLOW	8

10" LENGTHS, CONNECTOR CLIPS INCLUDED

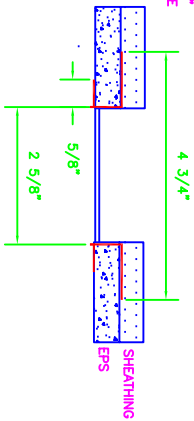


APPLICATION:
DESIGNED FOR USE WITH 1" FOAMBOARD, VENTED AREA IS 2-5/8" WIDE. EXTRA WIDE MOUNTING FLANGES MAKE ATTACHMENT TO SHEATHING EASIER. WIDE FLANGE HAS 1/8" STOPS WITH STRATIONS TO PROVIDE POSITIVE BOND OF THE BASE COAT AND MESH ASSURING PROPER FINISH THICKNESS.

2-PIECE SOFFIT VENT W/90° LEG

PRODUCT NUMBER	DIMENSION DESCRIPTION	GROUND INCHES	PIECES PER BOX
FS48-1	4" WIDE VENTED AREA	5/8"	10
FS48-15	6" WIDE VENTED AREA	5/8"	8

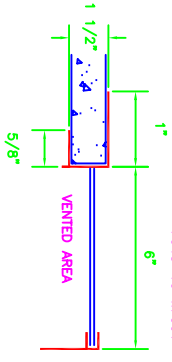
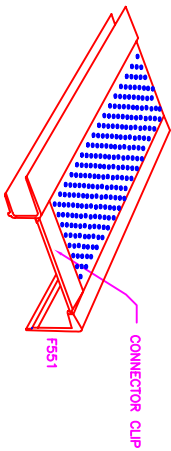
10" LENGTHS, CONNECTOR CLIPS INCLUDED



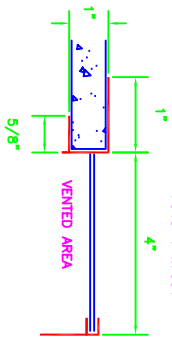
APPLICATION:
DESIGNED FOR USE WHERE A HORIZONTAL SOFFIT AND A VERTICAL PLANE INTERSECT. ATTACH THE F-CLIP TO EITHER THE VERTICAL FACIA BOARD OR THE INTERSECTING VERTICAL WALL WITH THE WIDE FLANGE OR THE F-CLIP EXTENDING DOWNWARD. THEN INSERT THE PERFORATED VENT INTO THE F-CLIP.

SPECIFICATION:

SOFFIT VENT SHALL BE PLASTIC COMPONENTS, INC. # FS48-1-WF551 OR #FS48-15-WF551. ALL EXTERIOR ACCESSORIES SHALL CONFORM TO ASTM STANDARDS D1784-97, C1063-99 AND C1063-99. THEY SHALL BE USED WHERE SPECIFIED BY THE ARCHITECT AND INSTALLED PER INDUSTRY STANDARDS AND MANUFACTURER'S INSTRUCTIONS.



FS48-15 WF551



FS48-1 WF551