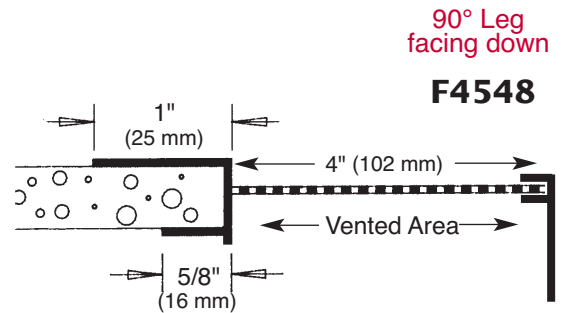
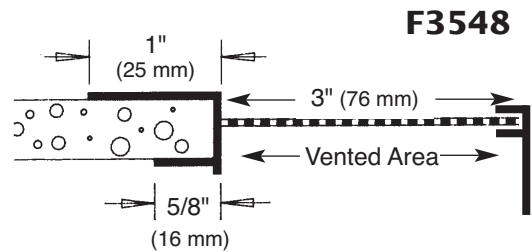
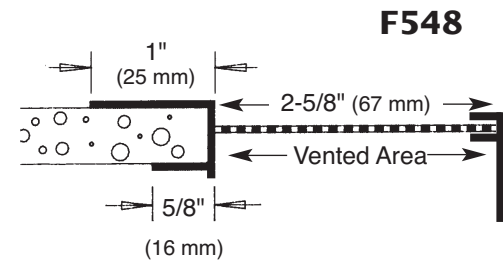



Section: 07240

2-Piece Soffit Vent w/ 90° Leg 2-5/8", 3", 4" and 6" vents

Product Number	Description/Dimensions	Ground inches	Pieces Per Box
F548-38 WF551	2-5/8" (67 mm) wide vented area.	3/8" (10 mm)	13
F548-50 WF551		1/2" (13 mm)	13
F548-58 WF551		5/8" (16 mm)	13
F548-75 WF551		3/4" (19 mm)	13
F3548-50 WF551	3" (76 mm) wide vented area.	1/2" (13 mm)	13
F3548-58 WF551		5/8" (16 mm)	13
F4548-50 WF551	4" (102 mm) wide vented area.	1/2" (13 mm)	13
F4548-58 WF551		5/8" (16 mm)	13
F6548-50 WF551	6" (152 mm) wide vented area.	1/2" (13 mm)	10
F6548-58 WF551		5/8" (16 mm)	10

10' (3 m) Lengths – Connector clips included.
Check with customer service for custom sizes.



90° Leg facing down

Application: Soffit vent

Designed for use with sheathing products. For use when a horizontal soffit and a vertical plane intersect. Attach the F-clip to either the vertical fascia board or intersecting vertical wall with the wide flange of the F-clip extending downward, then insert the perforated vent into the F-clip.

Specification:

Soffit Vent will be Plastic Components, Inc. #_____. All exterior accessories shall conform to ASTM standards D1784, C1063 and D4216. All products shall be third party tested to meet ASTM standard D4216 and be Canadian Code Compliant. They shall be used where specified by the architect and installed per industry standards.

