



300 Series:

300, 301, 3300, 4300, 6300



To install

- 1 Install vent on one side of soffit plywood (between plywood and bottom of truss).
- 2 Install plywood on opposite side of vent.
- 3 Vent flanges rest on top of the soffit board.




Other notes

Vent comes in 10' (3 m) lengths for continuous application. Use supplied connector clips to join pieces together.



Nominal size: 3/8"



Instrucciones en español al dorso

Warnock Hersey
c  us
LISTED PRODUCT