
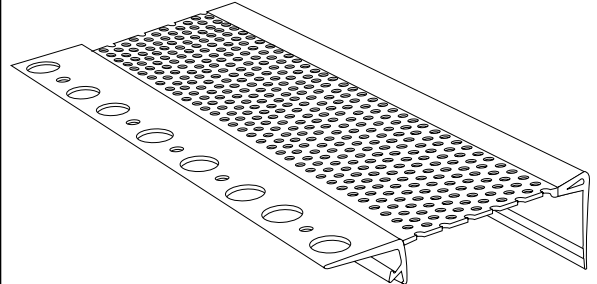


**F549WF551 Series:
F549WF551, F3549WF551,
F4549WF551**




To install

- 1** Option 1: Attach 90° flange to fascia board. Insert vent into the "F" clip on flange.
Option 2: Assemble 2-piece vent, then attach assembly to fascia board and joists.
- 2** Install lath **over** flange per industry standards.

Other notes

Vent comes in 10' (3 m) lengths for continuous application. Use supplied connector clips to join pieces together.



*Instructions in
Spanish on back*

Warnock Hersey
c **PH** us
LISTED PRODUCT