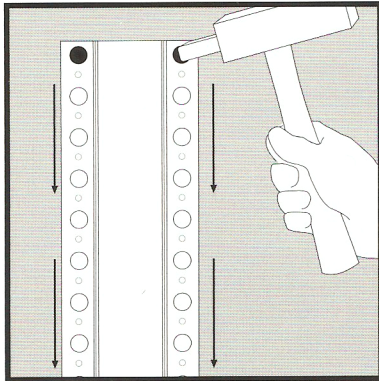


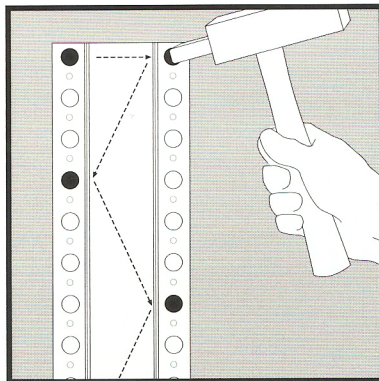
# Ultra-Trac® Reveal System Installation Guidelines

## Vertical Installation

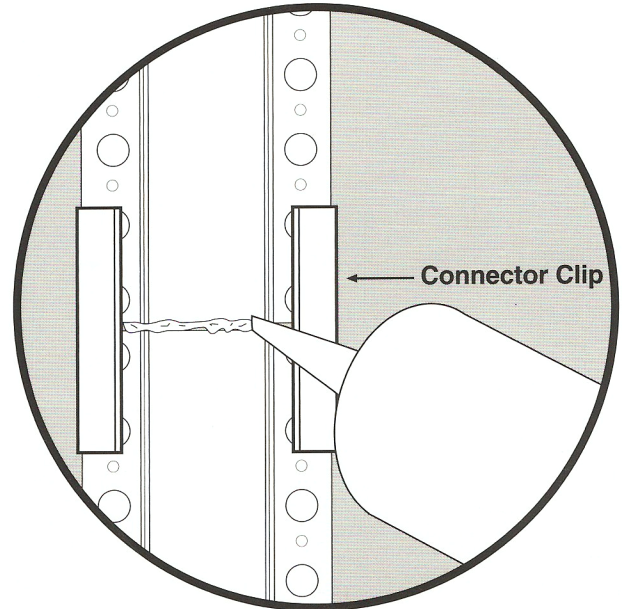
USE THESE GUIDELINES FOR INSTALLATIONS OVER ANY APPROVED SUBSTRATE.



Attach end first and work downward.



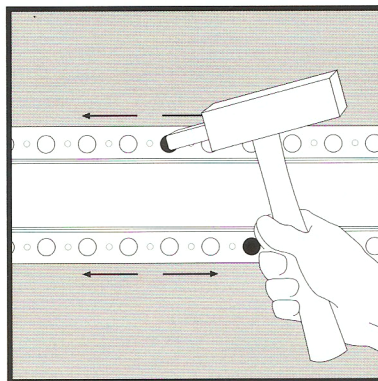
Attach alternate sides at 8" intervals, while keeping reveal level and straight.



For continuous application (horizontal or vertical). Use a connector clip to join ends together. Apply a bead of caulk to the seam. Remove excess caulk with a clean rag.

All surfaces must be free of oil, dirt and other foreign material. Clean **only** with soap and water.

## Horizontal Installation



### To level horizontal line:

- Attach top flange first.
- Start in the middle, and work towards either end.
- Nail lower flange