


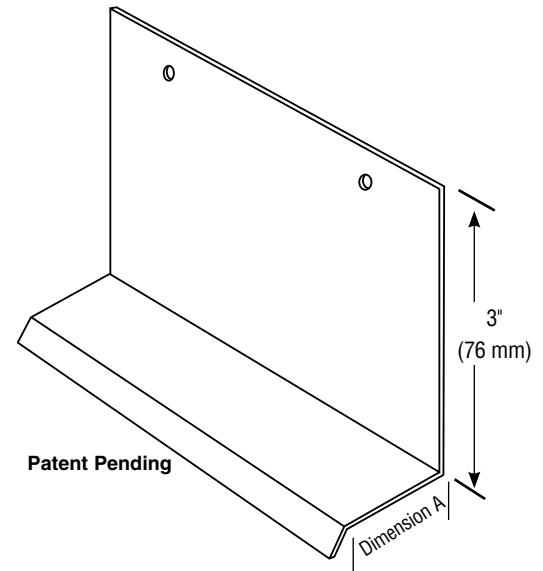

Stone Veneer

Section: 09200

Drip Edge with 3" Back Flange

Product Number	Description/ Dimension A Starter TRAC™ w/ 3" (76 mm) back flange	Pieces Per Box
SB-EMT75	3/4" (19 mm)	30
SB-EMT1	1" (25 mm)	30
SB-EMT15	1-1/2" (38 mm)	30
SB-EMT2	2" (51 mm)	30
SB-EMT75TAN	3/4" (19 mm)	30
SB-EMT1TAN	1" (25 mm)	30
SB-EMT15TAN	1-1/2" (38 mm)	30
SB-EMT2TAN	2" (51 mm)	30
SB-EMT75GRAY	3/4" (19 mm)	30
SB-EMT1GRAY	1" (25 mm)	30
SB-EMT15GRAY	1-1/2" (38 mm)	30
SB-EMT2GRAY	2" (51 mm)	30
SB-EMT75DB	3/4" (19 mm)	30
SB-EMT1DB	1" (25 mm)	30
SB-EMT15DB	1-1/2" (38 mm)	30
SB-EMT2DB	2" (51 mm)	30

10' (3 m) Lengths

NEW!

Application:

Plastic Components Drip Edge with 3" Back Flange is the PVC trim to choose for extreme moisture conditions. For use over doors, this Drip Edge has a sloped front edge to move moisture out and away from the wall assembly.

Specification:

Drip Edge with 3" Back Flange will be Plastic Components, Inc. #_____. All exterior trim shall be of PVC material that meets ASTM D1784, C926, C1063, C1861, and D4216, shall be third party tested and meets Canadian code. They shall be used where specified by the design authority and installed per industry standards.



PLASTIC PC[™]
COMPONENTS inc.

All butt joints, intersections and ends shall be caulked at the time of installation using an elastomeric sealant, such as Plastic Components' Ultra-Tech™ (PC-ULTW).

800.327.7077 ■ Fax 305.887.2452
www.plasticcomponents.com