

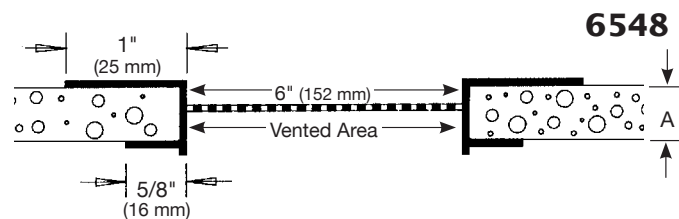
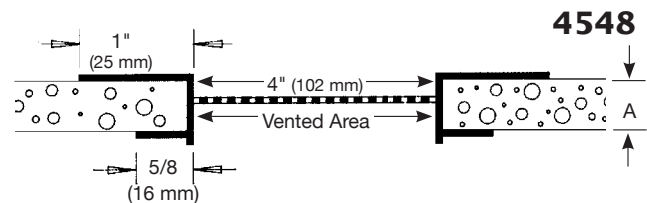
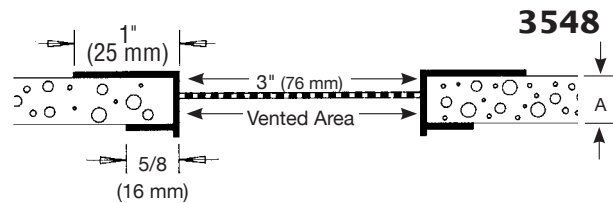
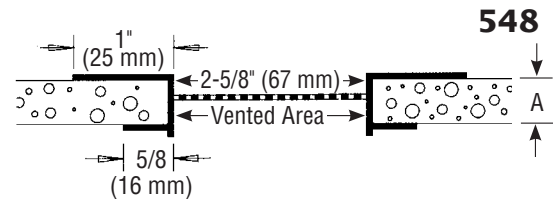

Direct Applied Finishes

Section: 07240

Continuous Soffit Vent 2-5/8", 3", 4" and 6" vents

Product Number	Vent Area	Air Flow per Linear ft.	Dimension A	Pieces per Box
548-38	2-5/8" (67 mm)	14 sq. in. (9,033 sq. mm)	3/8" (10 mm)	13
548-50	2-5/8" (67 mm)	14 sq. in. (9,033 sq. mm)	1/2" (13 mm)	13
548-58	2-5/8" (67 mm)	14 sq. in. (9,033 sq. mm)	5/8" (16 mm)	13
548-75	2-5/8" (67 mm)	14 sq. in. (9,033 sq. mm)	3/4" (19 mm)	13
3548-50	3" (76 mm)	15 sq. in. (9,678 sq. mm)	1/2" (13 mm)	13
3548-58	3" (76 mm)	15 sq. in. (9,678 sq. mm)	5/8" (16 mm)	13
4548-50	4" (102 mm)	16 sq. in. (10,323 sq. mm)	1/2" (13 mm)	13
4548-58	4" (102 mm)	16 sq. in. (10,323 sq. mm)	5/8" (16 mm)	13
6548-50	6" (152 mm)	18 sq. in. (11,614 sq. mm)	1/2" (13 mm)	10
6548-58	6" (152 mm)	18 sq. in. (11,614 sq. mm)	5/8" (16 mm)	10

10' (3 m) Lengths – Connector clips included.



Application:

Designed specifically for sheathing products. Has a built-in stop (1/8"-3 mm) to assure proper base thickness as well as maintaining a clean finish edge. The stop flange is serrated for positive material bond. Will not rust, excellent paint adhesion. Connector clips are provided to eliminate sagging at butt joints. Vent holes 1/8" (3 mm) diameter.

Specifications:

Soffit Vent shall be Plastic Components Inc. #_____. All exterior accessories shall conform to ASTM standards D1784, C1063 and D4216. They shall be used where specified by the design authority and installed per industry standards.

The base coat mesh should be lapped over the top of the perforated flanges and across all butt joints.



305.885.0561 ■ 800.327.7077
www.plasticcomponents.com