


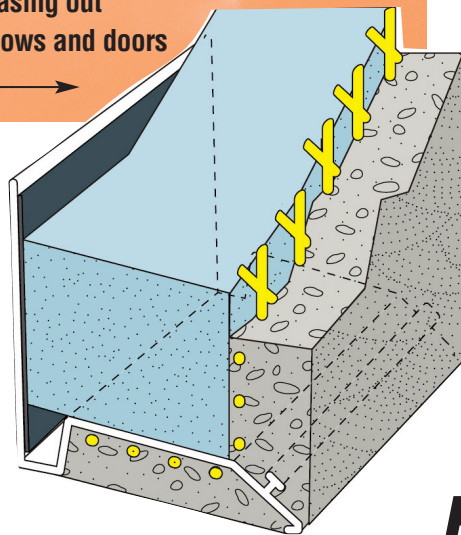
PLASTIC **PC**TM
COMPONENTS *inc.*

CI SOLUTIONS



Weeped
STARTER TRACTM
with built-in
Corner Bead

SBCI series
for casing out
windows and doors



One-piece continuous insulation
trims for faster installation,
improved job quality and a
better finish!

Plastic Components has the
CI SOLUTION for 1.5, 2 and 2.5
inch foam with 3/4 or 7/8 inch
three-coat stucco finishes.

**SAVE
TIME!
IMPROVE JOB
QUALITY**

Patent pending

PLASTIC **PC**TM
COMPONENTS *inc.*

800.327.7077

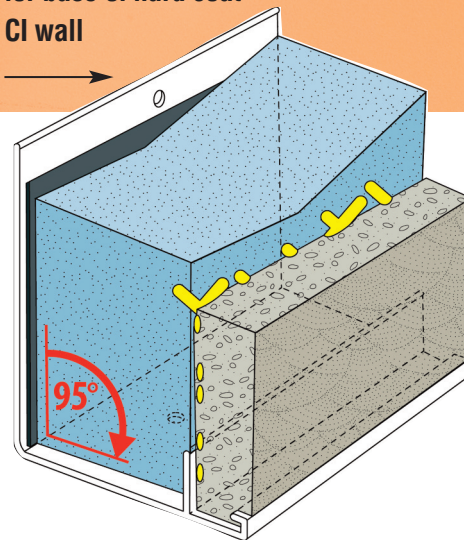
www.plasticcomponents.com




Weeped
STARTER TRACTM
with built-in
Termination Bead

STCI series
for base of hard coat*
CI wall

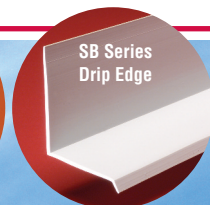
*three-coat stucco



1A4



2209MESH



SB Series
Drip Edge

Warnock Hersey



LISTED PRODUCTS

More CI SOLUTIONS to Finish Off your Job!