



Made in the USA

Since 1969

PLASTIC **PC**TM COMPONENTS *inc.*

LinkedIn Facebook Instagram
follow us

NEED VENTS?



WE'VE GOT 'EM!

Plastic Components

Florida-based **Plastic Components** is the originator and designer of many innovative trims, and since 1969, has manufactured quality plastic trims and accessories for the construction industry that solve problems created by standard metal.



Our nearly 700 line items include corner beads, control joints, vents, slip joints, reveals, and more for continuous insulation and exterior insulated finish systems (CI/EIFS), direct applied (DEFS), stucco, stone veneer and drywall.

From freezing cold to extreme heat, Plastic Components' PVC products deliver optimal results – good looks, easy handling, moisture management, reduced labor costs and superior field performance.

Our trims are tested and listed with Intertek Testing Services/Warnock Hersey to meet or exceed the strict standards set by ASTM.



PLASTIC PCTM
COMPONENTS inc.



PVC SOFFIT VENTS deliver the low cost, permanent and rust free solution to venting soffits!

We have a lot to choose from – and a lot to offer.

- Extra-wide mounting and nailing flanges
- Superior air flow allows air to move in and out of attic, preventing moisture and heat build-up under the roof
- Easy installation, paintable
- Positive bonding
- Connector clips included

...features that help you get the job done right!

Need Vents? We've Got 'Em!

for Stucco, EIFS and Direct Applied Systems to fit most sheathing materials



MEETS ASTM
D4216, D1784, C1861,
C1063, C926

Contact us at **800-327-7077** or plasticcomponents.com for assistance.

Manufacturers of PVC Accessories for Stucco/Plaster, CI/EIFS, DEFS & Drywall

Soffit Vents for CI/EIFS

Optimal Air Flow and Vent Area · Non-Rusting · 10 ft (3 m) Lengths



Soffit Vents in many styles, with choice of vent widths provide optimal air circulation - and prevent heat buildup in attics

- Non-rusting
- Also available, vent screen trac for EIFS
- 10' (3 m) Lengths.
Connector clips included.
- Meets ASTM standards
D4216, D1784, C1861, C1063, C926



Surface Mounted Soffit Vent with 1/8" (3 mm) Ground

PRODUCT NUMBER	VENT AREA	AIR FLOW PER LINEAR FT	PIECES /BOX
SMV3	3" (76 mm)	15 sq inches (9,678 sq mm)	35
SMV4	4" (102 mm)	16 sq inches (10,323 sq mm)	35
SMV6	6" (152 mm)	18 sq inches (11,614 sq mm)	30



For all applications, except three-coat stucco systems.


Continuous Soffit Vent for Applications on 1" and 1-1/2" EPS

PRODUCT NUMBER	BOARD THICKNESS	VENT AREA	PIECES /BOX
548-1	1" (25 mm)	14 sq inches (9,033 sq mm)	10
548-15	1-1/2" (38 mm)	(9,033 sq mm)	8



2-piece Soffit Vent with 90° Leg

PRODUCT NUMBER	BOARD THICKNESS	VENT AREA	PIECES /BOX
F548-1 WF551	1" (25 mm)	2-5/8" (67 mm)	10
F548-15 WF551	1-1/2" (38 mm)	(67 mm)	8




90° Reversible Leg
Install facing up or down

Connector clip

Vent Screen TRAC™ for EIFS Systems

PRODUCT NUMBER	BOARD THICKNESS	PIECES /BOX	PRODUCT NUMBER	BOARD THICKNESS	PIECES /BOX
VST-50	1/2" (13 mm)	35	VST-175	1-3/4" (44 mm)	15
VST-58	5/8" (16 mm)	35	VST-2	2" (51 mm)	15
VST-75	3/4" (19 mm)	30	VST-225	2-1/4" (57 mm)	15
VST-1	1" (25 mm)	25	VST-25	2-1/2" (64 mm)	15
VST-125	1-1/4" (31 mm)	20	VST-275	2-3/4" (70 mm)	10
VST-15	1-1/2" (38 mm)	20	VST-3	3" (76 mm)	10



Double row of drainage holes at rear of TRAC.

2" (51 mm) wide nailing flange with nail holes set at 4" (102 mm) o.c.

1" (25 mm) return flange.

Available without weep holes.

To order, add prefix 'N'.



Example: NVST-50

9051 NW 97 Terrace · Miami, Florida 33178 · 305/885-0561 · 800/327-7077 · FAX 305/887-2452

Soffit Vents for Direct Applied Systems, & Fiber Cement Board Rustproof · 10' Lengths

Vents for Fiber Cement Board

3/8" (10 mm) Reveal · 2-5/8" to 6" Vent Area
10' (3 m) Lengths





for 5/16" (8 mm) Fiber Cement Board (FCB)

PRODUCT NUMBER	VENT AREA	AIR FLOW PER LINEAR FT	PIECES /BOX
548-516FCT	2-5/8" (67 mm)	14 sq in (9,033 sq mm)	13
3548-516FCT	3" (76 mm)	15 sq in (9,678 sq mm)	13
4548-516FCT	4" (102 mm)	16 sq in (10,323 sq mm)	13
6548-516FCT	6" (152 mm)	18 sq in (11,614 sq mm)	10

Continuous Soffit Vent

PRODUCT NUMBER	VENT AREA	AIR FLOW PER LINEAR FT	PIECES /BOX
300	2-5/8" (67 mm)	14 sq in (9,033 sq mm)	50
301	1-3/4" (44 mm)	7 sq in (4,516 sq mm)	50
3300	3" (76 mm)	15 sq in (9,678 sq mm)	35
4300	4" (102 mm)	15 sq in (10,323 sq mm)	35
6300	6" (152 mm)	18 sq in (11,614 sq mm)	30



Continuous Soffit Vent with Single Flange, Drop-in

PRODUCT NUMBER	VENT AREA	AIR FLOW PER LINEAR FT	PIECES /BOX
548-58HI	2-5/8" (67 mm)	14 sq inches (9,033 sq mm)	13

Continuous Soffit Vent with Double Flange

PRODUCT NUMBER	VENT AREA	AIR FLOW PER LINEAR FT	GROUND DIM A	PIECES /BOX
548-38			3/8" (10 mm)	13
548-50	2-5/8" (67 mm)	14 sq inches (9,033 sq mm)	1/2" (13 mm)	13
548-58			5/8" (16 mm)	13
548-75			3/4" (19 mm)	13
3548-50	3" (76 mm)	15 sq inches (9,678 sq mm)	1/2" (13 mm)	13
3548-58			5/8" (16 mm)	13
4548-50	4" (102 mm)	16 sq inches (10,323 sq mm)	1/2" (13 mm)	13
4548-58			5/8" (16 mm)	13
6548-50	6" (152 mm)	18 sq inches (11,614 sq mm)	1/2" (13 mm)	10
6548-58			5/8" (16 mm)	10

2-piece Soffit Vent with 90° Leg * Custom Sizes available

PRODUCT NUMBER	VENT AREA	AIR FLOW per LINEAR FT	GROUND DIM A	PIECES /BOX
F548-38 WF551			3/8" (10 mm)	13
F548-50 WF551	2-5/8" (67 mm)	14 sq inches (9,033 sq mm)	1/2" (13 mm)	13
F548-58 WF551			5/8" (16 mm)	13
F548-75 WF551			3/4" (19 mm)	13
F3548-50 WF551	3" (76 mm)	15 sq inches (9,678 sq mm)	1/2" (13 mm)	13
F3548-58 WF551			5/8" (16 mm)	13
F4548-50 WF551	4" (102 mm)	16 sq inches (10,323 sq mm)	1/2" (13 mm)	13
F4548-58 WF551			5/8" (16 mm)	13
F6548-50 WF551	6" (152 mm)	18 sq inches (11,614 sq mm)	1/2" (13 mm)	10
F6548-58 WF551			5/8" (16 mm)	10

Surface Mounted Soffit Vent · 1/8" (3 mm) Ground

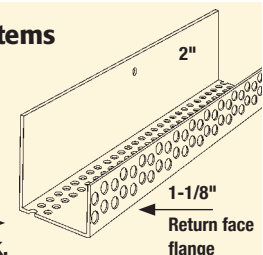
PRODUCT NUMBER	VENT AREA	AIR FLOW PER LINEAR FT	PIECES /BOX
SMV3	3" (76 mm)	15 sq inches (9,678 sq mm)	35
SMV4	4" (102 mm)	16 sq inches (10,323 sq mm)	35
SMV6	6" (152 mm)	18 sq inches (11,614 sq mm)	30

For all applications, except three-coat stucco systems.

Vent Screen TRAC™ for DEFS Systems

PRODUCT NUMBER	BOARD THICKNESS*	PIECES /BOX
VST-50	1/2" (13 mm)	35
VST-58	5/8" (16 mm)	35

* Measured inside to inside



Double row of drainage holes at back.

1-1/8" (29 mm) return face flange. 4-hole pattern for superior bonding of base coat to board. 2" (51 mm) wide nailing flange with nail holes set at 4" (102 mm) o.c.

9051 NW 97 Terrace · Miami, Florida 33178 · 305/885-0561 · 800/327-7077 · FAX 305/887-2452

www.plasticcomponents.com · orders@plasticcomponents.com

Soffit Vents for STUCCO

Non-Rusting Alternative to Metal · Superior Air Flow

Continuous Soffit Vents

PRODUCT NUMBER	VENT AREA	AIR FLOW PER LINEAR FT	REVEAL/ GROUND	PIECES /BOX
549-50			1/2" (13 mm)	13
549-58	2-3/8"	14 sq in	5/8" (16 mm)	13
549-75	(60 mm)	(9,033 sq mm)	3/4" (19 mm)	13
549-78			7/8" (22 mm)	13
3549-50			1/2" (13 mm)	13
3549-58	3"	15 sq in	5/8" (16 mm)	13
3549-75	(76 mm)	(9,678 sq mm)	3/4" (19 mm)	13
3549-78			7/8" (22 mm)	13
4549-50			1/2" (13 mm)	13
4549-58	4"	16 sq in	5/8" (16 mm)	13
4549-75	(102 mm)	(10,323 sq mm)	3/4" (19 mm)	13
4549-78			7/8" (22 mm)	13
6549-50	6"	18 sq in	1/2" (13 mm)	10
6549-75	(152 mm)	(11,614 sq mm)	3/4" (19 mm)	10

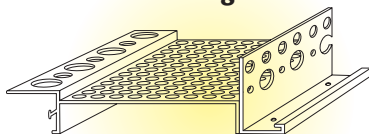
CLOG-FREE Continuous Soffit Vent

549-75-25	2-3/8"	14 sq in	3/4" (19 mm)	13
	w/ 1/4" (6 mm) holes	(9,033 sq mm)		


10' (3 m) Lengths · Connector clips included



CUSTOM PRODUCT Vent with Casing Bead



with 2-3/8" · 3" · 4" or 6" VENT
Available Weeped or Unweeped



Contact customer service for information, (800) 327-7077

Continuous Soffit Vents · 'F' Series

PRODUCT NUMBER	VENT AREA	AIR FLOW PER LINEAR FT	REVEAL/ GROUND	PIECES /BOX
F549-50			1/2" (13 mm)	13
F549-58	2-3/8"	14 sq in	5/8" (16 mm)	13
F549-75	(60 mm)	(9,033 sq mm)	3/4" (19 mm)	13
F549-78			7/8" (22 mm)	13
F3549-50			1/2" (13 mm)	13
F3549-58	3"	15 sq in	5/8" (16 mm)	13
F3549-75	(76 mm)	(9,678 sq mm)	3/4" (19 mm)	13
F3549-78			7/8" (22 mm)	13
F4549-50			1/2" (13 mm)	13
F4549-58	4"	16 sq in	5/8" (16 mm)	13
F4549-75	(102 mm)	(10,323 sq mm)	3/4" (19 mm)	13
F4549-78			7/8" (22 mm)	13
F6549-50	6"	18 sq in	1/2" (13 mm)	10
F6549-75	(152 mm)	(11,614 sq mm)	3/4" (19 mm)	10

10' (3 m) Lengths · Connector clips included

2-piece Continuous Soffit Vents · REVERSIBLE 90° Leg

PRODUCT NUMBER	VENT AREA	AIR FLOW PER LINEAR FT	REVEAL/ GROUND	PIECES /BOX
F549-50 WF551			1/2" (13 mm)	13
F549-58 WF551	2-3/8"	14 sq in	5/8" (16 mm)	13
F549-75 WF551	(60 mm)	(9,033 sq mm)	3/4" (19 mm)	13
F549-78 WF551			7/8" (22 mm)	13
F3549-50 WF551			1/2" (13 mm)	13
F3549-58 WF551	3"	15 sq in	5/8" (16 mm)	13
F3549-75 WF551	(76 mm)	(9,678 sq mm)	3/4" (19 mm)	13
F3549-78 WF551			7/8" (22 mm)	13
F4549-50 WF551			1/2" (13 mm)	13
F4549-58 WF551	4"	16 sq in	5/8" (16 mm)	13
F4549-75 WF551	(102 mm)	(10,323 sq mm)	3/4" (19 mm)	13
F4549-78 WF551			7/8" (22 mm)	13

Ships unassembled · 10' (3 m) Lengths · Connector clips included

Continuous Soffit Vents

PRODUCT NUMBER	VENT AREA	AIR FLOW PER LINEAR FT	REVEAL/ GROUND	PIECES /BOX
300	2-5/8"	14 sq in	3/8"	50
	(67 mm)	(9,033 sq mm)	(10 mm)	
301	1-3/4"	7 sq in	3/8"	50
	(44 mm)	(4,516 sq mm)	(10 mm)	
3300	3"	15 sq in	3/8"	35
	(76 mm)	(9,678 sq mm)	(10 mm)	
4300	4"	16 sq in	3/8"	35
	(102 mm)	(10,323 sq mm)	(10 mm)	
6300	6"	18 sq in	3/8"	30
	(152 mm)	(11,614 sq mm)	(10 mm)	

10' (3 m) Lengths · Connector clips included

9051 NW 97 Terrace · Miami, Florida 33178 · 305/885-0561 · 800/327-7077 · FAX 305/887-2452

Specialty Vents for SIDING

Optimal Air Flow · Non-Rusting · Good Looks!



PC-DV1 Installed


These vents are *The Solution* to finishing cut ends of siding!

- UV rated for long outdoor life
- Work on all siding types
- Paintable

Round · White Mini Louver Vents

Attractive, rustproof way to finish cut edges of siding

PRODUCT NUMBER	DIMENSIONS /DIAMETER	DIM A SIDE	FREE VENT AREA (NET)	PIECES /BOX
PC-MLV2	2" (51 mm)	.50 (13 mm)	1.50 sq inches	100
PC-MLV3	3" (76 mm)	.66 (17 mm)	2.74 sq inches	100
PC-MLV4	4" (102 mm)	.66 (17 mm)	4.80 sq inches	50



Foundation Vent for Siding

Open/close vent positioning for optimal air circulation

PRODUCT NUMBER	DIMENSION	AIR FLOW PER LINEAR FT	PIECES /BOX
PC401	16-1/2" X 9-1/4" (42 cm X 23.5 cm)	32 sq inches	12

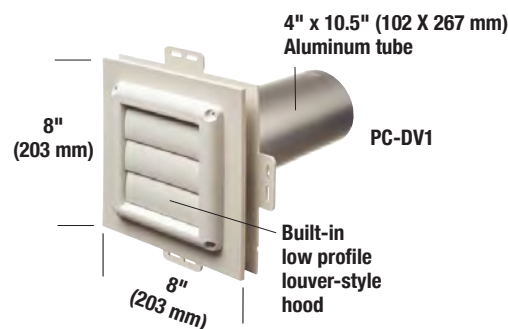


Dryer Vent Mounting Block Kit

w low profile louver-style hood.

UV rated, weather-resistant paintable white surface.

PRODUCT NUMBER	DIMENSION PRODUCT DESCRIPTION	PIECES/BOX UNIT	STD
PC-DV1	8" X 8" Dryer vent w 4" (dia) X 10.5" aluminum tube and siding mounting block w built-in J-channel	1	10



PLASTIC PCTM
COMPONENTS inc.



Manufacturers of PVC Accessories for Stucco/Plaster, CI/EIFS, DEFS & Drywall

9051 NW 97 Terrace • Miami, Florida 33178

305/885-0561 • FAX 305/887-2452

800/327-7077

www.plasticcomponents.com • orders@plasticcomponents.com

VENTS_0624
1M

©2024 Plastic Components, Inc.